

# warning devices, pilot lights, panel lamps & sockets



N

WARNING DEVICES	N1
HEAVY-DUTY PILOT LIGHTS	N2
MARINE PILOT LIGHTS	N3
HOODED PANEL LAMPS	N4
LAMP SOCKETS & ACCESSORIES	N5

## warning devices, pilot lights, panel lamps, sockets

### N1 WARNING DEVICES

#### Buzzers & Alarms

##### 4099 Universal Buzzer 12V DC BP ★



Hundreds of uses. For 'door ajar' warning, bus driver alert, low air pressure, temperature, etc. Works with any temperature, pressure, door or momentary switch. Electrical contacts are designed for instant response and uninterrupted signal.

Impact-resistant ABS resin case. Moisture-repellent insulator. Two screw terminals with lockwashers. Size: 1 7/32"L x 2 1/2"W x 2 17/32"H (30.9 x 63.2 x 64.3mm).

Replaces: Ford FDM-2938-A, GMC 1116882, Superior Coach 76032, Divco-Wayne E-11811-A.

##### 4098\* 6V Buzzer

Same as 4099, but for 6V DC systems.  
Replaces: Ford IC-18736-A2, Superior Coach 76022, Divco-Wayne E-11809A.

##### 40151 24V Buzzer

Same as 4099, but for 24V DC systems.

##### 40100 Buzzer Pull Switch ★



Attaches to a cord. For use by passengers in buses and rapid transit vehicles. Extra heavy duty construction. Use with Cole Hersee buzzers or buzzer/flashers: 4099, 4112 RC, 4124-RD. SPST Off-Mom. On. Normally Off, pull to On, spring return to Off. For use with systems up to 36V DC. Two screw terminals. Neutral gray enamel finish cover. Operates with a pull cord.

Replaces: Delco 1998723, 18998802, 1998020.

##### 4112-RC Buzzer/LED Pilot Light "Dual Alarm" BP ★



Rugged combination warning light and buzzer give audible and visible alert. Universal application: use with any electrical switch. Red lens, long-life LED. 11/16" (17.46mm) diameter mounting stem, 17/32" (13.88mm) long. Body size: 1 7/8"L x 1"W x 1 11/32"H ( 47.6 x 25.4 x 34.1mm). Wiring instructions provided. 12V DC. Also available as 24V. Item No. 4124-RD.

CONTINUED **N1**


★ Rapid ship item. BP Available in retail clamshell pack. \*Minimum order quantity may apply.

**N1** WARNING DEVICES

## M-40177BP Marine Engine Warning Kit **BP**



For inboard and outboard engines with 12V DC electrical system. Handy kit includes buzzer 4099, temperature switch 84251, see Section M1, and pressure switch 8606, see Section M3. Alarm sounds when oil pressure is too low and/or engine coolant temperature is too high. Installation instructions included.

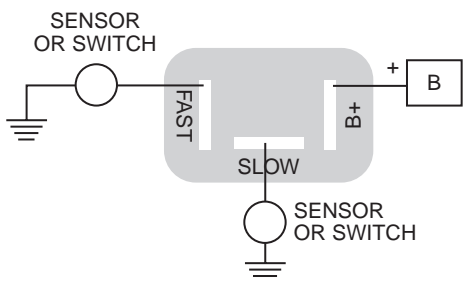


## 40212 Dual Rate Electronic Alarm 12V DC ★



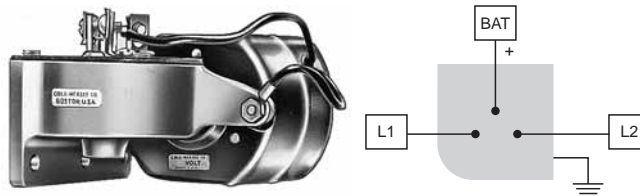
Utilizes advanced integrated circuit surface mount technology. Negative ground. Use with two input sources to warn of two different hazardous conditions. Sounds at two different rates: one sensor triggers a fast-rate alarm, the second actuates a slower rate alarm tone.

Minimum sound level: 90dB. Lightweight molded plastic housing. Solid-state circuitry. Size: 2.005"L x 1.185"W x .930"H (50.4 x 30.3 x 23.6mm). Plugs into Cole Hersee Sealed Beam Connector 3032 or 3029, Delphi (Packard) 12033871, or accepts individual connectors for 1/4" (6.4mm) blades.



## Flashers

### 3034 motor-driven light alternating flasher



Heavy duty. 12V DC. Specially designed for school buses, sanding trucks, snowplows, fire, police, ambulance and other emergency vehicles. Alternate left and right flashing of one or more lights at a required number of cycles per minute. Cycling of flasher is constant, and not controlled or varied by the load. Performance tested by Electrical Testing Laboratory for three million cycles. Exceeds state regulations. Can be used as a regular flasher when only one load is used. Available also in 6V (3033) & 24V DC (30024) – contact Cole Hersee.

### 6001 flasher repair kit

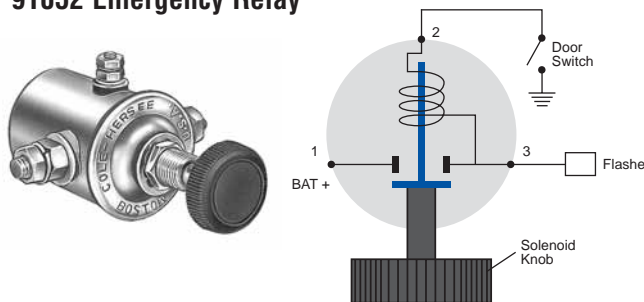
Repair kit for 3034. Includes all non-motor parts.

### 3261-01 Low Air Pressure Flasher Kit



Lamp flashes when pressure switch triggers at 60+10 psi (413+69kPa). Includes heavy duty Air Pressure Switch 8640 (has 1/4-18 NPTF thread). Aluminum faceplate with red enamel finish, 2.94"W x 2.09"H (74.7 x 52.1mm). Pilot light with flashing bulb. Two 16AWG wire leads, one 18" (457.2mm) and one 8" (203.0mm). Installation instructions included.

### 91052 Emergency Relay



Manually-operated solenoid designed for school buses, to be used with 91050 momentary door switch to operate both amber and red flashing lights (for states where such a system is required). Normally Off. 12V DC. Copper contacts, plated steel housing. Copper terminals: large – 5/16" -24 thread, small – 10-32 thread. Brass mounting stem. 1/2" -20 thread, 5/8" (15.9mm) long for panel mounting. See Section G7 for 91050 specifications.

★ Rapid ship item. **BP** Available in retail clamshell pack. ★ Minimum order quantity may apply.

## N2 HEAVY-DUTY PILOT LIGHTS

**Incandescent Pilot Lights**

*Corrosion-resistant construction. Spring-actuated brass contacts assure proper contact with the bulb. 16AWG (1.0mm<sup>2</sup>) insulated stranded copper leads, 8" (203mm) long. Many items are available with custom imprinting: contact Cole Hersee*

**Single Contact, Insulated****Smooth Lens**

*Plastic socket.*

**PL-6-RC with small 5/16" lens, chrome bezel**

Red lens. Chrome-plated brass bezel, 7/8" (22.2mm) diameter. 3/4" (19.1mm) diameter mounting stem, 11/16" (17.5mm) long, 3/4-32 UN-2A. 5/16" (7.9mm) diameter lens. 12V #56 bulb supplied.

**PL-2 Series with small 3/16" lens**

12V #53 bulb supplied. 3/16" (4.76mm) diameter lens. 5/16" (7.9mm) diameter mounting stem, 3/8" (9.5mm) long. Plated brass bezel, satin finish, 1/2" (12.7mm) diameter.

**PL-2-AC\* amber lens****PL-2-BC blue lens****PL-2-GC green lens****PL-2-RC red lens****PL-118 Series, rear mounting**

Mount through rear of the panel. Satin finish or black aluminum bezel, 15/16" (23.8mm) diameter. 12V #1893 bulb supplied. 5/8" (15.9mm) diameter lens. 11/16" (7.5mm) diameter mounting stem, 1/4" (6.4mm) long. Available with custom imprinting: contact Cole Hersee.

**PL-118-AC satin bezel, amber lens****PL-118-GC satin bezel, green lens****PL-118-RC satin bezel, red lens****PL-118-AC001 black bezel, amber lens****PL-118-GC001 black bezel, green lens****PL-118-RC001 black bezel, red lens****24 volt**

All incandescent pilot lights are supplied with a 12V bulb. To convert to 24V use, replace the supplied bulb with a 24V bulb. Cole Hersee can provide pilot lights with 24V bulbs – contact us.

CONTINUED **N2**

**PL-116 Series, front mounting**

Mount from the front of the panel, fasten from the back. Satin finish or black aluminum bezel, 15/16" (23.8mm) diameter. 12V #1893 bulb supplied. 5/8" (15.9mm) diameter lens. 3/4" (19.1mm) diameter mounting stem, 3/8" (9.5mm) long. Available with custom imprinting: contact Cole Hersee.

**PL-116-AC\*** satin bezel, amber lens

**PL-116-BC\*** satin bezel, blue lens

**PL-116-GC** satin bezel, green lens

**PL-116-RC** satin bezel, red lens

**PL-116-GC001\*** black bezel, green lens

**PL-116-RC001** black bezel, red lens

**PL-20 Series with extra wire for ground**

12V #53 bulb supplied. 17/32" (13.5mm) diameter lens. 3/4" (19.1mm) diameter mounting stem, 11/16" (17.5mm) long. Chrome-plated brass bezel, 7/8" (22.2) diameter. Available with custom imprinting: contact Cole Hersee.

**PL-20-AC** amber lens

**PL-20-BC\*** blue lens

**PL-20-GC** green lens

**PL-20-RC** red lens ★

**PL-20-RC033** red lens, 'Oil' imprint

**PL-20-RC032\*** red lens, 'Low' imprint

**Faceted Lens****PL-36 Series with honeycomb lens, stainless bezel**

Lenses have honeycomb pattern on the internal side, smooth on the outside. Satin finish stainless steel bezel, 3/4" (19.1mm) diameter. 1/2" (12.7mm) diameter mounting stem, 3/8" (9.5mm) long. 5/16" (8.0mm) diameter lenses. 12V #53 bulb supplied.

**PL-36-AC** amber lens

**PL-36-BC** blue lens

**PL-36-GC** green lens

**PL-36-RC** red lens

**Single Contact, Grounding**

*Self-grounding to metal panels.*

**Smooth Lens****PL-1 Series with small 3/16" lens, chrome bezel**

12V #53 bulb supplied. 3/16" (4.8mm) diameter lens. 5/16" (7.9mm) diameter mounting stem, 3/8" (9.5mm) long. Chrome-plated brass bezel, satin finish, 1/2" (12.7mm) diameter.

**PL-1-BC** blue lens

**PL-1-GC** green lens

**PL-1-RC** red lens

**PL-5-RC with small 5/16" lens, chrome bezel**

Red lens. Chrome-plated brass bezel, 7/8" (22.2mm) diameter. 3/4" (19.1mm) diameter mounting stem, 11/16" (17.5mm) long. 5/16" (7.9mm) diameter lens. 12V #53 bulb supplied.

★ Rapid ship item. BP Available in retail clamshell pack. \*Minimum order quantity may apply.

## N2 HEAVY-DUTY PILOT LIGHTS

### PL-19 Series with chrome bezel



12V #53 bulb supplied. 17/32" (14.5mm) diameter lens. 3/4" (19.1mm) diameter mounting stem, 11/16" (17.5mm) long. Chrome-plated brass bezel, 7/8" (22.2mm) diameter. Available with custom imprinting: contact Cole Hersee.

#### PL-19-AC amber lens


#### PL-19-BC blue lens

#### PL-19-GC green lens

#### PL-19-RC red lens

#### PL-19-RC013\* 'Low' imprint

### PL-117 Series with extended snap-in lens.



Mount through rear of the panel. Satin finish or black aluminum bezel, 15/16" (23.8mm) diameter. 12V #1893 bulb supplied. 5/8" (15.9mm) diameter lens. 11/16" (7.5mm) diameter mounting stem, 1/4" (6.4mm) long. Available with custom imprinting: contact Cole Hersee.

#### PL-117-RC red lens, satin bezel

#### PL-117-RC001 red lens, black bezel

### Faceted Lens

#### PL-85 Series



12V #67 bulb supplied. 15/16" (23.8mm) diameter lens, gasket-sealed. 7/8" (22.2mm) diameter mounting stem, 3/4" (19.1mm) long. Plated brass bezel, 1 1/4" (31.8mm) diameter. Faceted outer lens surface.

#### PL-85-AC amber lens

#### PL-85-BC\* blue lens

#### PL-85-GC green lens

#### PL-85-RC red lens

### PL-35-RC with honeycomb lens, stainless bezel



Red lens with honeycomb pattern on the internal side, smooth outer surface. Satin finish stainless steel bezel, 3/4" (19.1mm) diameter. 1/2" (12.7mm) diameter mounting stem, 3/8" (9.5mm) long. 12V #53 bulb supplied. 5/16" (8.0mm) diameter lenses.

### Double Contact

#### PL-86 Series large 15/16" lens



Insulated. 12V #68 bulb supplied. 15/16" (23.8mm) diameter faceted lens, gasket-sealed. 7/8" (22.2mm) diameter mounting stem, 3/4" (19.1mm) long. Plated brass bezel, 1 1/4" (31.8mm) diameter.

#### PL-86-AC amber lens

#### PL-86-BC blue lens

#### PL-86-GC green lens

#### PL-86-RC red lens

**N3 MARINE PILOT LIGHTS**

Marine construction. 16AWG (1.0mm<sup>2</sup>) insulated stranded copper leads, 8" (203mm) long. Many items are available with custom imprinting: contact Cole Hersee

**Single Contact**

*Plastic socket. Insulated*

**M-320 Series with smooth lens**


17/32" (13.5mm) diameter lens. Chrome-plated brass bezel, 7/8" (22.2mm) diameter. 3/4" (19.1mm) diameter mounting stem, 1 1/16" (27.0mm) long. 12V #53 bulb supplied. Available with custom imprinting: contact Cole Hersee.

**M-320-GC green lens****M-320-RC red lens** BP**M-328-RC with honeycomb lens**

Red lens, 5/8" (15.9mm) diameter with honeycomb pattern on the internal side. Satin finish stainless steel bezel, 3/4" (19.1mm) diameter. 1/2" (12.7mm) diameter mounting stem, 7/8" (22.2mm) long. 12V #53 bulb supplied.

**Double Contact**

*Metal socket.*

**PL-16 Series with smooth lens**

17/32" (13.5mm) diameter lens. Chrome-plated brass bezel, 1 1/8" (28.6mm) diameter. 7/8" (22.2mm) diameter mounting stem, 1 1/8" (28.6mm) long. 12V #68 bulb supplied. Moisture-repellent insulator. Available with custom imprinting: contact Cole Hersee.

**PL-16-AC amber lens****PL-16-GC green lens****PL-16-RC red lens****M-326 Series with faceted lens**

15/16" (23.8mm) diameter lens, gasket-sealed. Plated brass bezel, 1 1/4" (31.8mm) diameter. 7/8" (22.2mm) diameter mounting stem, 1 1/4" (31.8mm) long. 12V #68 bulb supplied. Moisture-repellent insulator.

**M-326-AC amber lens****M-326-GC\* green lens****M-326-RC red lens** BP

★ Rapid ship item. BP Available in retail clamshell pack. ★ Minimum order quantity may apply.

## N4 HOODED PANEL LAMPS

For illumination of maps or other items, with minimal interference of driving visibility. Hood can be rotated to direct the light beam (except DL-75-12V, which has a fixed hood). 16AWG (1.0mm<sup>2</sup>) insulated stranded copper leads, 8" (203mm) long, except where noted.

### Single Contact, Self-grounding Self-grounding in metal panels.



**DL-13 wide-aperture, chrome hood** BP  
Bright chrome-plated brass hood with wide aperture. Mount through the panel. 11/16" (17.5mm) diameter mounting stem, 3/8" (9.5mm) long. Accommodates single-contact bayonet bulb. Suggested lamps (not included): #63 (6V), #67 (12V), #623 (24V).

**DL-13-12V\***  
Same as DL-13, but with a 12V #67 bulb.

### DL-21 wide-aperture, black hood




Same as DL-13, but with black finish steel hood.

### DL-9 wide-aperture, flange mount, with switch



Bright chrome-plated brass hood with wide aperture. Flange mounting, with two 9/64" (3.6mm) diameter mounting holes, 1 3/16" (30.2mm) on centers. Bulb not included. Suggested lamps: #63 (6V), #67 (12V), #623 (24V). Integral On-Off switch in the stem.

### DL-3 small aperture



Bright chrome-plated brass hood with low illumination aperture. 3/8" (9.5mm) diameter mounting stem, 23/32" (18.3mm) long. Bulb not included. Suggested lamps: #51 (6V), #53 (12V), #356 (24V).

### Multi-purpose utility light with fixed hood

**DL-75-12V**



Snap-in mounting. Brass socket. One 18AWG (0.8mm) wire lead, 30" long (793mm), with blade terminal. Snaps into 1 1/4" (31.8mm) holes in panels .150" to .250" (3.8 to 6.4mm) thick. One spring prong is eliminated for indexing in keyed holes. Gasket-sealed lens and weatherproof sleeve. Frosted non-glare lens. Chrome-plated brass bezel/hood 1.52" (38.7mm) diameter. Supplied with 12V #67 bulb.

### Double Contact, Insulated Chrome-plated brass construction for exposed applications. M-458 through-panel mount



Bright chrome-plated brass hood. 11/16" (17.46mm) diameter mounting stem, 3/8" (9.5mm) long. Bulb not included: suggested lamps: #64 (6V), #68 (12V), #1252 (24V).

### M-451 flange mount, with switch BP



Bright chrome-plated brass hood. Flange mounting, with two 9/64" (3.6mm) diameter mounting holes, 1 3/16" (30.16mm) on centers. Two screw terminals. Integral On-Off switch in the stem. Bulb not included: suggested lamps: #64 (6V), #68 (12V), #1252 (24V).

## N5 LAMP SOCKETS &amp; ACCESSORIES

**Bayonet Base Sockets**

Sockets accept incandescent or LED bulbs with corresponding bases. 16AWG (1.0mm<sup>2</sup>) insulated stranded copper leads, 8" (203mm) long, except where noted.

**Single contact sockets accept BA15s base lamps.**

Suggested lamp numbers: 63, 67, 81, 87, 93, 97, 103, 209, 1073, 1129, 1133, 1141, 1156.

**Double contact sockets accept BA15d base lamps.**

Suggested lamp numbers: 64, 68, 82, 88, 90, 210, 1004, 1076, 1130, 1142, 1158, 1176, 1178.

**Double contact indexed sockets accept BA15z base lamps.**

Suggested lamp numbers: 1154, 1157, 1157A, 1157NA, 1534, 2057, 2057NA, 2357, 2357NA.

**Standard Base****Single Contact****26145**

For back-up, tail, stop, turn signal and cornering. Ground wire.

Replaces: GMC 8909518, International 57121C91, Motorcraft LS-22.

**Double Contact, indexed**

Indexed with J-slots.

**26152**

For back-up, marker, park, turn signal and cornering.

Replaces: GMC 8919916, 12013813.

**26146**

For tail, stop and turn signal. Accepts BAZ15d.

Replaces: Ford D0AZ, D1AZ, D20Z-13410B.

**26162**

For tail, stop, park and turn signal. Ground wire.

Replaces: AMC 3690736, 8124663, Chrysler 3588833, 3764123, Ford D4ZZ-13234A, D5VY-13410A, D3AZ-13410B.

**26144\***

For back-up, tail, stop, turn signal and cornering. Ground wire.

Replaces: GMC 8903202, 8914822, International 571722C91, Motorcraft LS-10.

**Wedge Base**

Accept lamp socket BA9 base lamps, lamp numbers 158, 161, 168, 194, 194A, 194NA (amber bulb).

**25104**

For side marker, tail, cornering and license plate.

Replaces: AMC 4489535, Ford D0DZ-15A434B, D4)Z-13410E, D5VY-15A442A, D7AZ, DD7FZ-13412A, E1FZ-13410A, GMC 6294015, 6298886, 6298892, 6298935, 8918527, International 4189977C91, Motorcraft LS-18.

**25106\***

For marker, stop, tail, turn signal, cornering and license plate.

Replaces: Ford E0SZ-15A442B, GMC 12001470.

**25102\***

For side marker and license plate.

Replaces: Chrysler 3588314, 3588650, Ford E25Y-13410B.

★ Rapid ship item. BP Available in retail clamshell pack. \*Minimum order quantity may apply.



## N5 LAMP SOCKETS & ACCESSORIES

**25103\***




For side marker, tail, turn signal and license plate.  
Replaces: Chrysler 3513686, 4055028.

### Nut & Lockwasher Mounting

*Screw terminals. 11/16" -32 mounting stem.  
Nut and lockwasher are included.*

**2106\* double contact**



Socket accepts BA15d base bulb.

**2203 single contact**



Socket accepts BA15s base bulb.

**2013\* single contact**



Molded plastic insulator. Socket accepts BA15s base bulb.

**2014 double contact**

Molded plastic insulator. Same as 2013, except socket accepts BA15d base bulb.

**2319\* single contact**

Same as 2356, except socket accepts BA15s base bulb.

**2356\* double contact**



Socket accepts BA15d base bulb.

### With Flange

**2031\* single contact, rear mount**



Flange has two 9/64" (3.6mm) holes, 1 3/16" (30.2mm) on centers. Screw terminals, molded plastic insulator. Socket accepts BA15s base bulb.

**2035\* single contact, front mount**



Flange has two 9/64" (3.6mm) holes, 1 3/16" (30.2mm) on centers. Screw terminals, molded plastic insulator. Socket accepts BA15s base bulb.

**2097\* single contact, front mount**



Flange has two 9/64" (3.6mm) holes, 1 3/16" (30.2mm) on centers. Screw terminals, molded plastic insulator. Socket accepts BA15s base bulb.

**2098\* double contact, front mount**

Same as 2097, except double contact, and socket accepts BA15d base bulbs.

**26041\* single contact, wire lead, front mount**



Flange has two 3/16" (4.8mm) diameter holes 1 1/2" (38.1mm) on centers. Socket accepts BA15s base bulb.

**26042\* double contact, wire leads, front mount**

Same as 26041, but double contact, two wire leads. Socket accepts BA15d base bulb.

CONTINUED **N5**

★ Rapid ship item. **BP** Available in retail clamshell pack. ★ Minimum order quantity may apply.

**Without Flange****2645\* single contact**

43/64" (17.1mm) outside diameter. Socket accepts BA15s base bulb.

**2601\* single contact**

11/16" (17.5mm) outside diameter. Socket accepts BA15s base bulb.

**2602\* double contact**

Same as 2601, but double contact, two wire leads, and socket accepts BA15d base bulb.

**2006\* double contact**

11/16" (17.5mm) outside diameter. Screw terminals, molded plastic insulator. Socket accepts BA15d base bulb.

**2644\* double contact**

3/4" (19.0mm) outside diameter. Socket accepts BA15d base bulb.

**2316 double contact**

11/16" (17.5mm) outside diameter. Screw terminals. Can be used with 2911 brass sleeve for quicker socket assembly or replacement. Socket accepts BA15d base bulb.

**26114\* double contact, indexed**

Indexed J slots. 3/4" (19.0mm) outside diameter. 8" (203.0mm) wire leads. Socket accepts BAZ15d base bulb.

**26100 double contact, brass socket BP**

11/16" (17.5mm) outside diameter. Molded plastic insulator. Socket accepts BA15d base bulb.

**Snap-in Mounting**

*Plated steel, snap-in mounting sockets.*

**2611\* single contact**

Mounting fits 3/4" (19.0mm) diameter hole. Socket accepts BA15s base bulb.

**2612 double contact**

Mounting fits 3/4" (19.0mm) diameter hole. Socket accepts BA15d base bulb.

**26106\* double contact, indexed**

Indexed J slots. Mounting fits 3/4" (19.0mm) diameter hole. Molded plastic insulator. Socket accepts BAZ15d base bulb.

**2670\* double contact**

Mounting fits 7/8" (22.2mm) diameter hole. Socket accepts BA15d base bulb.

**26003\* single contact**

Mounting fits 7/8" (22.2mm) diameter hole. Socket accepts BA15s base bulb.

**26147\* single contact**

Same as 26003, except white ground wire is attached to the shell. Socket accepts BA15s base bulb.


★ Rapid ship item. BP Available in retail clamshell pack. ★ Minimum order quantity may apply.

## N5 LAMP SOCKETS & ACCESSORIES

### Bracket Mounting

*Plated steel.*

#### 2609 single contact, side bracket



Plated steel side bracket, with one 3/16" (4.8mm) hole. Socket accepts BA15s base bulb.

#### 2610 double contact, side bracket

Plated steel side bracket, with one 3/16" (4.8mm) hole. Socket accepts BA15d base bulb.

#### 3575 single contact, bottom bracket



Plated steel bottom bracket, with two 13/64" (5.2mm) holes, 1/2" (12.7mm) on centers. Socket accepts BA15s base bulb.

#### 2608\* double contact, bottom bracket



Plated steel bottom bracket, with one 10-32 hole. Socket accepts BA15d base bulb.

#### 2150\* double contact, clamp mount



Plated steel clamp. Screw terminals. Molded plastic insulator. Socket accepts BA15d base bulb.

### Miniature Base Sockets

*Plated steel sockets*

**Accept BA9 base lamps.**

*Suggested lamp numbers: 51 (6V), 53 (12V), 356 (24V).*

#### 2520\* single contact



7/16" (11.1mm) outside diameter. 8" (203.0mm) wire lead. Accepts BA9 base bulb.

### Snap-in mounting

*Single contact, snaps in to 5/8" (15.9mm) diameter hole. 8" (203.0mm) wire lead. Sockets accept BA9 base bulb.*

#### 2505



Also available: socket with spacer rings to fit other panel thicknesses. Consult Cole Hersee.

#### 2506



Ground lead is attached to the shell. Accepts BA9 base bulb.

### Bracket mounting

#### 2504\*



Side bracket mount, with one 9/64" (3.6mm) hole. 8" (203.0mm) wire lead. Accepts BA9 base bulb.

#### 2526\*



Same as 2504, but with a ground lead attached to the bracket. Accepts BA9 base bulb.

CONTINUED **N5**

★ Rapid ship item. **BP** Available in retail clamshell pack. ★ Minimum order quantity may apply.

## Prefocus Sockets

*Plated steel.*

### Single contact

*Accepts single contact prefocus P30s-10.3 base lamps.*

**2723-Y\*** with screw terminals



1 3/4" (22.45mm) outside diameter. Four 1/8" (3.2mm) holes, screw terminals.

**2721\*** with wire lead terminal



1 3/4" (44.4mm) outside diameter. Four 1/8" (3.2mm) holes. 8" (203.0mm) wire lead.

### Double contact

*Accepts double contact prefocus P30d-10.3 base lamps.*

**27018** with screw terminals



Unique configuration minimizes interference. 1 3/4" (44.4mm) outside diameter. Three 1/8" (3.2mm) holes, screw terminals.

**2702\*** with wire lead terminal, snap-in



Snap-in or press fit mounting. 1 5/16" (33.4mm) outside diameter. 8" (203.0mm) wire leads.

## Wedge Base Sockets

*Molded plastic shell, brass contacts. Twist lock into slotted hole. Accept lamp numbers 158, 161, 168, 192, 193, 193E, 194, 194A, 194NA (amber bulb).*

**25100** fits 1/2" hole



Fits 1/2" (12.7mm) diameter slotted hole.

**25101\*** fits 5/8" hole



Fits 5/8" (15.9mm) diameter slotted hole.

## lamp bases

Lamp bulbs are frequently classified by industry standard numbers (63, 103, 1156 etc.) which indicate the type of bulb.

Automotive-type bayonet base 15 (BA15) has other numbers to further characterize it: BA refers to a single contact on the base of the socket (and bulb), and BA<sub>d</sub> refers to a double contact, with two projections on the lamp base. The Z (as in BAZ15d) refers to a special type in which the two bayonet projections on the base of the bulb are offset.

★ Rapid ship item. BP Available in retail clamshell pack. ★ Minimum order quantity may apply.

## N5 LAMP SOCKETS & ACCESSORIES

### Lamp Socket Accessories

#### 1624 Accessory Plug



Single contact. Permits the use of a 12V double wire circuit from a standard automotive accessory plug. .822" (20.9mm) diameter.

#### 3573 Boot



Protects wire connections for sockets with 11/16" (17.5mm) outside diameter.

#### 1465 Converter Plug



Converts double wire to single contact. .800" (15.2mm) diameter.

#### 1449\* GMC Lamp Socket Plug



For GMC vehicle tail lamps. Single contact. .800" (15.2mm) diameter.

### Pigtail assemblies

*Cole Hersee supplies pigtail assemblies for replacement and OEM applications. For different lead lengths, colors and materials, please contact Cole Hersee. Leads are made from high quality 16AWG (1.0mm<sup>2</sup>) thermoplastic jacketed wire. Phenolic washers insulate the assemblies.*

#### 2560 single contact



Fits the following sockets: 2601, 2609, 2611, 2645, 2670, 3575, 26003, 26041.

#### 2564 double contact, standard



Ears in line with contacts. Fits the following sockets: 2602, 2608, 2610, 2612, 26041.

#### 2561\* single contact miniature



Fits the following sockets: 2504, 2505, 2506, 2526, 2520.

★ Rapid ship item. BP Available in retail clamshell pack. ★ Minimum order quantity may apply.

